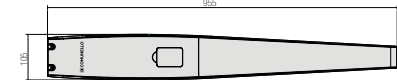
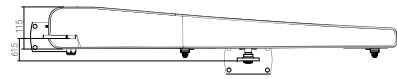
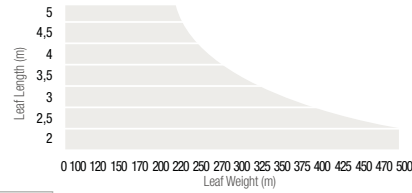


# ABACUS 500

For leaves up to 5 m (Max leaf weight: 220 kg). For leaves up to 500 kg, max leaf length is 2 m



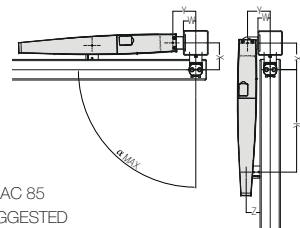
### OPERATING LIMITS



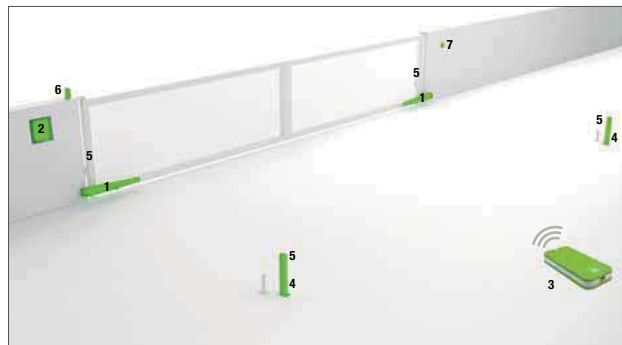
up to 500 kg / 2 m  
up to 5 m / 220 kg

		AS500																			
		80		100		120		140		160		180		200		220		240		260	
Y	K	Z	Z	Z	Z	Z	Z	Z	Z	Z	Z	Z	Z	Z	Z	Z	Z	Z	Z	Z	Z
		α <sub>max</sub>	C <sub>0</sub>	α <sub>max</sub>	C <sub>0</sub>	α <sub>max</sub>	C <sub>0</sub>	α <sub>max</sub>	C <sub>0</sub>	α <sub>max</sub>	C <sub>0</sub>	α <sub>max</sub>	C <sub>0</sub>	α <sub>max</sub>	C <sub>0</sub>	α <sub>max</sub>	C <sub>0</sub>	α <sub>max</sub>	C <sub>0</sub>	α <sub>max</sub>	C <sub>0</sub>
100	758	60	738	60	718	60	698	65	678	75	658	85	638	95	618	102,5	597	120	577	135	
	95°	838	104°	838	113°	838	120°	838	130°	838	135°	838	138°	838	138°	838	113°	837	115°	837	
120	757	60	737	60	717	65	697	70	677	80	657	90	637	100	617	107,5	596	115	576	135	
	94°	837	102°	837	110°	837	116°	838	123°	838	128°	838	132°	838			112°	837	105°	837	
140	756	65	736	60	716	75	696	80	676	85	656	90	636	102,5			596	125	576	140	
	94°	836	102°	836	108°	836	115°	836	120°	836	125°	836	129°	836			107°	836	103°	836	
160	756	65	736	70	716	80	696	90	676	95	656	102,5					596	135	576	145	
	93°	836	100°	836	106°	836	112°	836	118°	836	112°	836					101°	836	95°	836	
180	753	70	733	75	713	80	693	90	673	95	653	102,5	633	115	613	125	593	140			
	93°	838	99°	838	104°	838	110°	838	115°	838	119°	838	109°	838	100°	838	95°	838			
200	756	75	736	80	716	90	696	102,5	676	110	656	120	637	130	617	140					
	93°	838	98°	838	104°	838	108°	838	113°	838	117°	838	103°	838	97°	838					
220	748	80	728	90	708	100	688	110	673	115	653	120	633	130	613	140					
	93°	837	96°	837	102°	837	107°	838	111°	838	115°	838	99°	838	90°	838					
240	748	85	728	95	709	100	692	110	672	120	654	130	635	140	615	145					
	93°	838	98°	838	102°	837	106°	838	108°	838	97°	838	90°	838	89°	838					

- AC 85
- AC 80
- AC 80 + AC 85
- NOT SUGGESTED



ARTICLE	CODE	DESCRIPTION	PACKAGE	WEIGHT	PALETTE
■ ABACUS 500 24V FE E	GASS00EEL0B00	24V with electronic limit switches	1 pcs.	10,7 kg	45
■ ABACUS 500 230V FE	GASS00EOH0B00	230V with electronic limit switches	1 pcs.	11,2 kg	45
■ ABACUS 500 230V FM E	GASS00MEH0B00	230V with mechanical stops and encoder	1 pcs.	11,2 kg	45



- ### INSTALLATION CHART
- 2 ABACUS 500 24V FE E** - GASS00EEL0B00  
For swing leaves 24V with encoder and electronic limit switches
  - 1 QUAD 24V HP** - GQJADHP2LOG00  
Control unit for 1/2 motor 24V HP
  - 1 KEEP 2 RC** - GKEEP2STN0B00  
2 Channels rolling code Remote control
  - 2 MAST 50** - GMAST050N0G00  
Extruded aluminum column h 50 cm
  - 2 DART** - GDARTSTDN0B00  
Photocells
  - 1 SWIFT** - GSWIFTSTLYB00  
Flashing signal light
  - 1 INDEX** - GINDEXSTN0B00  
Key operated switch
  - 1 AC-50** - GBATTERYLOG00  
Battery kit

### TECHNICAL CHARACTERISTICS

Electrical information	AS500 24V FE E	AS500 230V FE	AS500 230V FM E
Power supply	24 VDC	230 VAC	230 VAC
Power consumption	110 W	280 W	280 W
Current input	5 A	1,2 A	1,2 A
Maximum thrust	1800 N	2000 N	2000 N
Nominal thrust	600 N	700 N	700 N
Duty cycle	Intensive use	50%	50%
Protection rating (IP)	IP44	IP44	IP44
Insulation class	2	1 (earthing)	1 (earthing)
Working temperature	-20°C / +50°C	-20°C / +50°C	-20°C / +50°C
No-load speed	21 mm/s	16 mm/s	16 mm/s
Weight	10,7 kg	11,2 kg	11,2 kg

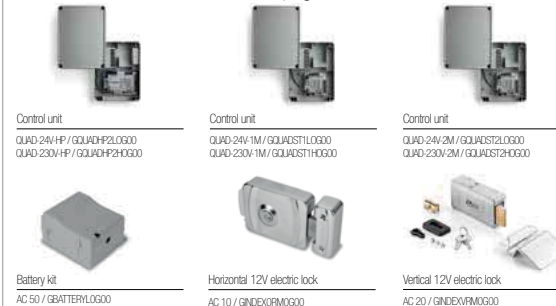
### ABACUS 500

ACCESSORIES from page 186 a 187



Outdoor antenna AC 30 / GANTENAN0G00  
Galvanized rear long bracket AC 80 / GAS003ASNG000  
Galvanized adjustable front bracket AC 85 / GAS004ASNG000

CONTROL ACCESSORIES from page 208 a 243



Control unit  
QUAD 24V HP / GQJADHP2LOG00  
QUAD 230V HP / GQJADHP2H0G00

Control unit  
QUAD 24V 1M / GQJADST1LOG00  
QUAD 230V 1M / GQJADST1H0G00

Control unit  
QUAD 24V 2M / GQJADST2LOG00  
QUAD 230V 2M / GQJADST2H0G00

Battery kit AC 50 / GBATTERYLOG00

Horizontal 12V electric lock AC 10 / GINDEXPRM0G00

Vertical 12V electric lock AC 20 / GINDEXVRM0G00



Kit 5 Remote control, rolling code 2 ch. RTVICTOR / GUCTR2STN0G00

Remote control, rolling code 2 ch. KEEP 2 RC W / GKEEP2STN0W00  
KEEP 2 RC B / GKEEP2STN0B00

Remote control, rolling code 4 ch. KEEP 4 RC W / GKEEP4STN0W00  
KEEP 4 RC B / GKEEP4STN0B00

Key operated switch INDEX / GINDEXSTN0B00

Digital switch with keypad TACT / GACTSTN0B00

SAFETY ACCESSORIES from page 244 a 251



Flashing signal light SWIFT YELLOW / GSWIFTSTLYB00  
SWIFT WHITE / GSWIFTSTLW00

Photocells DART / GDARTSTDN0B00

Photocells slim DART SLIM / GDARTSLIMN0B00

Adjustable photocells DART ADJUSTABLE / GDARTALN0B00

Signage table AC 40 / GSAFETYTN0G00